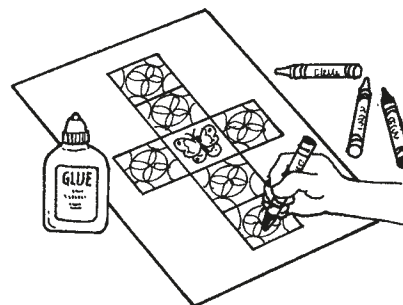
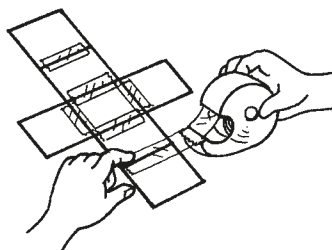
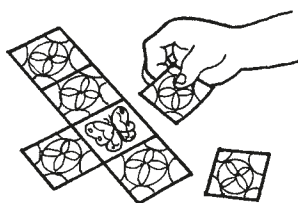
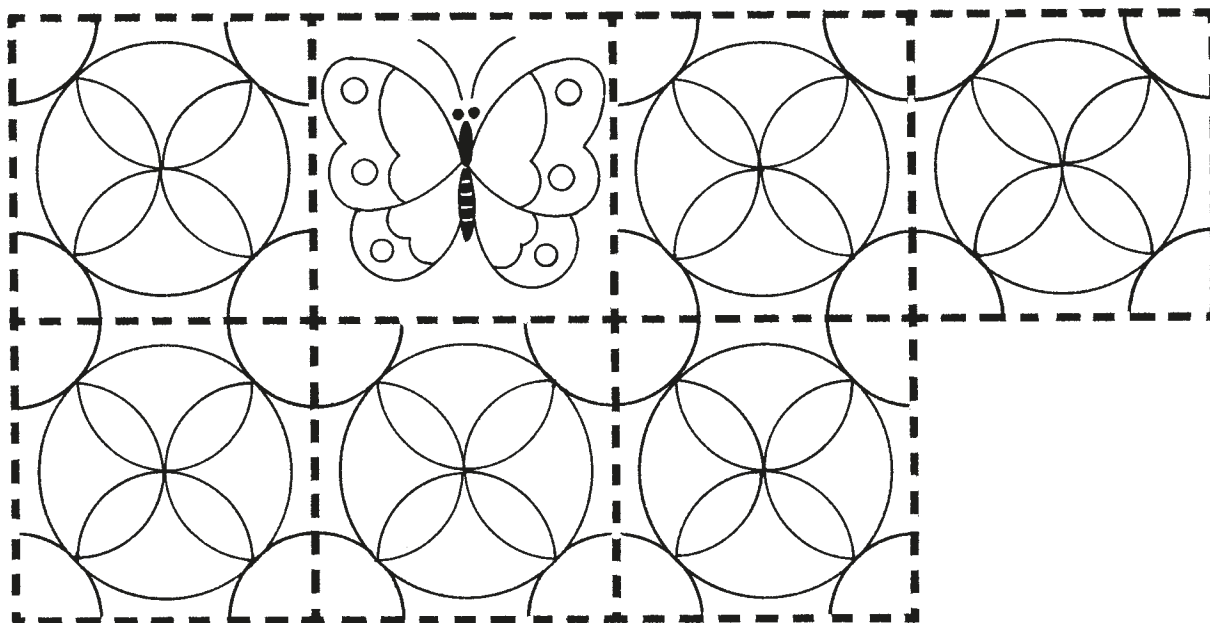




Easter Joy

Directions:

1. Cut out the squares and arrange them in the shape of a cross.
2. A butterfly is a symbol of new life. Place the butterfly in the middle of the cross.
3. Turn over the squares and tape them together.
4. Glue the cross to construction paper.
5. Color the squares.
6. Display your decorated cross to remind you of Easter joy.





Easter

Circle the letter of the choice that best completes each sentence.

1. Easter is a
 - a. happy time.
 - b. sad time.
 - c. silly time.
2. Easter celebrates Jesus Christ's
 - a. washing of his friends' feet.
 - b. going away.
 - c. rising from the dead.
3. When two women visited Jesus' tomb, they found
 - a. some gold coins.
 - b. that it was empty.
 - c. Jesus' body.
4. The women were told that Jesus had risen by
 - a. two angels.
 - b. another woman.
 - c. Jesus' friends.
5. We celebrate Jesus' Resurrection by going to
 - a. school.
 - b. Mass.
 - c. his tomb.



Easter

6. Jesus gave us new
 - a. life.
 - b. clothes.
 - c. toys.
7. We call Jesus' rising from the dead
 - a. Ascension Thursday.
 - b. the Alleluia.
 - c. the Resurrection.
8. On their way to tell their friends that Jesus was alive, the women saw
 - a. two angels.
 - b. Jesus.
 - c. the Lord's Day.
9. Sunday is also called
 - a. the Lord's Day.
 - b. the Ascension.
 - c. Christmas.
10. Sunday is the day we celebrate
 - a. Lent.
 - b. Jesus' Resurrection.
 - c. the Ascension.